




# Exciting Warehouse Space Available Now!

- **Seconds From Beltline access**
- **21,216 Sq. Ft.**
- **\$8.00 Sq. Ft. Modified Gross**
- **Several parking spaces included**
- **4 Drive In Bays**
- **Well-organized and spacious, equipped with heavy duty pallet racking system**



Located at 6801 Southtown Dr. right off beltline exit 1C this industrial facility is located in a well established industrial area in Madison, Wisconsin. It features 18-foot ceilings, loading docks, and high visibility. The property boasts easy access to major thoroughfares, being situated

**near the Beltline Highway and just off Interstate 18, with convenient access to a bus line. Adjacent to the facility is a Walmart, while directly across the street lies South Towne Mall, which includes retailers such as Floor & Decor, Planet Fitness, Dollar Tree, and Kohl's. Nearby dining options encompass well-known national chains like Buffalo Wild Wings, Red Robin, and Dunkin', alongside local favorites such as Off Broadway Drafthouse and Buck & Honey's.**

**If interested in touring or for more information please reach out to [admin@dsirealeste.com](mailto:admin@dsirealeste.com) or call 608-226-3060.**